



Making memories

Documenting their memories of their time at primary school, children select their favourite art and design skills and techniques to design and create a 3D artwork to represent these memories.



Make my voice heard

Exploring art with a message, children look at the famous 'Guernica' by Picasso and the confronting works of Käthe Kollwitz.

Secondary education



Artist Study

Identifying an artist that interests them, children research the life, techniques and artistic intentions of that individual.

YEAR
6



Depth, emotion & movement

Identify how artists have shown emotion and use colour and line to convey emotion or movement in their sketch. Design a print to create tone and depth and create an effective printing plate.



Architecture

Investigating the built environment through drawing and print making. Pupils will learn about architecture and create building designs.

YEAR
5



Portraits

Investigating self-portraits by a range of artists, children use photographs of themselves as a starting point for developing their own unique self-portraits in mixed-media.



Mega materials

Exploring the way different materials can be shaped and joined, learning about techniques used by artists.



Power prints

Using mechanical engravings as a starting point, pupils develop an awareness of proportion, composition and pattern.

YEAR
4



Light and dark

Developing colour mixing skills, using shades and tints to show form and create three dimensions when painting.



Prehistoric Painting


Investigating making their own paints, making tools and painting on different surfaces, the children explore prehistoric art.



Growing artists

Using botanical drawings and scientific plant studies as inspiration, pupils explore the techniques of artists such as Georgia O'Keefe and Maud Purdy.

YEAR
3



Abstract shape and space

Exploring how shapes and negative spaces can be represented by three dimensional forms. Manipulating a range of materials, children learn ways to join and create free standing.



Clay houses

Developing their ability to work with clay, children learn how to create simple thumb pots then explore the work of sculptor Rachel Whiteread.



Understanding tone and texture

Using storybook illustration as a stimulus, children develop their mark making skills to explore a wider range of tools and experiment with creating patterned surfaces to add texture and detail to drawings.

YEAR
2




Life in colour

Exploring primary and secondary colours. Discussion and the prediction of colour changes when two colours mix. Describing colours and textures in their work.



Colour Splash

Exploring colour mixing through paint play, children use a range of tools and work on different surfaces.



Exploring line and shape


Developing observational drawing skills when exploring mark-making. Children use a range of tools, investigating how texture can be created in drawings.



Paper play

Creating simple three dimensional shapes and structures using familiar materials, children develop skills in manipulating paper and card.

YEAR
1



Marvellous marks

Exploring mark making and using the language of texture, children use wax crayons to make rubbings and chalk on different surfaces.



Paint my world

Creating child-led paintings using fingers and natural items as tools, children learn that colours can be mixed and that paintings can be abstract or figurative.



Let's get crafty

Children will develop their cutting, threading, joining and folding skills through fun, creative craft projects.

EYFS

Our Learning Journey

