



# Our DT Journey



Secondary education


Plan and create 3 structures, considering materials and construction type.

Use a template to mark and cut fabric. Running stitch. Waistcoat assembly.

To plan and cook a 3 course meal



PLAYGROUNDS



WAISTCOATS



COME DINE WITH ME

YEAR 6

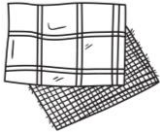
Farm to fork. Making healthy choices. Adapting a recipe.

Design a toy. Blanket stitch. Appendages and assembly.

Using layers and spacers. Writing and illustrating.



WHAT COULD BE HEALTHIER?



STUFFED TOYS



POP UP BOOKS

YEAR 5

Exploring structure. Making pavilions and adding cladding.

Following a recipe. Testing ingredients and adapting a recipe.

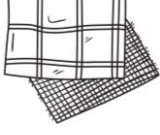
Exploring and evaluating types of fastenings. Making a book sleeve.



PAVILLIONS



ADAPTING A RECIPE



FASTENINGS

YEAR 4

Exploring pneumatics. Design and make and decorate a toy.

International food supply. British seasonal food. Making a tart.


Design make and decorate a small cushion using applique and cross stitch.



PNEUMATIC TOYS



EATING SEASONALLY



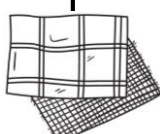
CROSS STITCH AND APPLIQUE

YEAR 3

Running stitch. Using a template. Making pouches.

Exploring stability. Strengthening materials. Build and fix a chair.

Hidden sugars. Taste testing. Making a wrap.



POUCHES



BABY BEAR'S CHAIR



BALANCED DIET

YEAR 2


Categorising fruit and veg. Preparing and tasting ingredients. Making smoothies.

Joining fabrics. Design and make a puppet.

Exploring sliders, movement and paper construction.



SMOOTHIES



PUPPETS



MOVING STORYBOOKS

YEAR 1

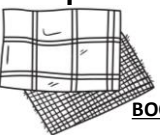
Investigating floating and sinking. Making working boats.

Exploring threading, weaving a sewing.

Fruit and veg. preparing food. Designing packaging.



JUNK MODELLING BOATS



BOOKMARKS



SOUP

EYFS

Build a solid foundation in education

Develop a lifelong love of learning

Our Learning Journey

